

TECHNICAL SHEET

A lighting system composed by six combinable elements: three shades in growing diameters fit onto a light source provided with a sphere and a tube. The various combinations, which are potentially infinite, are spread through a kaleidoscope of soft and gradient colours immersing the environment in a suggestive atmosphere. An intricate dovetailing game that is solved technically in an at once articulated and simple manner, like precious pearls delicately strung on a necklace of light with subdued transparencies that shape a marvellous prism of visual effects as they enter into play with the diverse textures of the finishes.

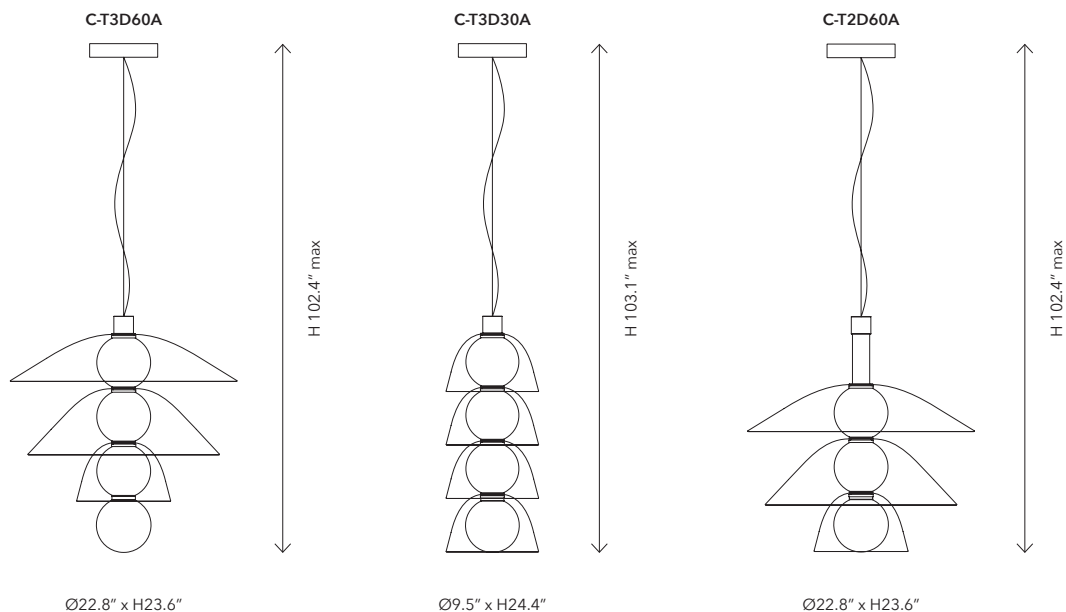


	C-T3D60A TALL 3 D60 A	C-T3D30A TALL 3 D30 A	C-T2D60A TALL 2 D60 A
Mounting	Suspension	Suspension	Suspension
Environment	Indoor - Dry Location	Indoor - Dry Location	Indoor - Dry Location
Materials	Glass	Glass	Glass
Voltage	120V 60Hz	120V 60Hz	120V 60Hz
Source	Tube LED 7W, Sphere LED 9W	Tube LED 7W, Sphere LED 9W	Tube LED 7W, Sphere LED 9W
Cable RAL	9005	9005	9005
Color Temperature	3000K - 2700K	3000K - 2700K	3000K - 2700K
Lighting Control	Dimmable 0 - 10V	Dimmable 0 - 10V	Dimmable 0 - 10V

Flux

	2700K	2700K	2700K
COLC	1316lm	1105lm	1186lm
COLN	1316lm	1105lm	1186lm
WARMC	1316lm	1105lm	1186lm
WARMN	1364lm	1320lm	1436lm
	3000K	3000K	3000K
COLC	1373lm	1152lm	1237lm
COLN	1373lm	1152lm	1237lm
WARMC	1373lm	1152lm	1237lm
WARMN	1423lm	1376lm	1498lm

Technical Drawing



Finishes

Struttura / Structure



Vetro bianco acidato
White etched glass

Sfere / Sphere



Vetro nero fumè
Black fumè glass



Vetro oro opaco
Matt gold glass




Vetro blu opaco
Matt blue glass



Vetro rosa opaco
Matt rose glass

Piatti / Plates



Vetro trasparente
Transparent glass



Vetro nero fumè
Black fumè glass



Vetro blu trasparente
Transparent blue glass



Vetro rosa trasparente
Transparent rose glass

Codes Interpretation

C - T2D60A - COLDC - D3NV

C
Composition

T2D60A
Size

COLDC
Finish

D2NV
Lighting control Cable Source Wiring

CODES	SIZE	STRUCTURE	SHADE	DETAILS
C-T2D60A-COLDC-D2NV	tall 2 D60 A	white etched glass	cold color	3000K dimmable 0-10V
C-T2D60A-COLDC-D2WV	tall 2 D60 A	white etched glass	cold color	2700K dimmable 0-10V
C-T2D60A-COLDN-D2NV	tall 2 D60 A	white etched glass	cold neutral	3000K dimmable 0-10V
C-T2D60A-COLDN-D2WV	tall 2 D60 A	white etched glass	cold neutral	2700K dimmable 0-10V
C-T2D60A-WARMC-D2NV	tall 2 D60 A	white etched glass	warm color	3000K dimmable 0-10V
C-T2D60A-WARMC-D2WV	tall 2 D60 A	white etched glass	warm color	2700K dimmable 0-10V
C-T2D60A-WARMN-D2NV	tall 2 D60 A	white etched glass	warm neutral	3000K dimmable 0-10V
C-T2D60A-WARMN-D2WV	tall 2 D60 A	white etched glass	warm neutral	2700K dimmable 0-10V
C-T3D30A-COLDC-D2NV	tall 3 D30 A	white etched glass	cold color	3000K dimmable 0-10V
C-T3D30A-COLDC-D2WV	tall 3 D30 A	white etched glass	cold color	2700K dimmable 0-10V
C-T3D30A-COLDN-D2NV	tall 3 D30 A	white etched glass	cold neutral	3000K dimmable 0-10V
C-T3D30A-COLDN-D2WV	tall 3 D30 A	white etched glass	cold neutral	2700K dimmable 0-10V
C-T3D30A-WARMC-D2NV	tall 3 D30 A	white etched glass	warm color	3000K dimmable 0-10V
C-T3D30A-WARMC-D2WV	tall 3 D30 A	white etched glass	warm color	2700K dimmable 0-10V
C-T3D30A-WARMN-D2NV	tall 3 D30 A	white etched glass	warm neutral	3000K dimmable 0-10V
C-T3D30A-WARMN-D2WV	tall 3 D30 A	white etched glass	warm neutral	2700K dimmable 0-10V
C-T3D60A-COLDC-D2NV	tall 3 D60 A	white etched glass	cold color	3000K dimmable 0-10V
C-T3D60A-COLDC-D2WV	tall 3 D60 A	white etched glass	cold color	2700K dimmable 0-10V
C-T3D60A-COLDN-D2NV	tall 3 D60 A	white etched glass	cold neutral	3000K dimmable 0-10V
C-T3D60A-COLDN-D2WV	tall 3 D60 A	white etched glass	cold neutral	2700K dimmable 0-10V
C-T3D60A-WARMC-D2NV	tall 3 D60 A	white etched glass	warm color	3000K dimmable 0-10V
C-T3D60A-WARMC-D2WV	tall 3 D60 A	white etched glass	warm color	2700K dimmable 0-10V
C-T3D60A-WARMN-D2NV	tall 3 D60 A	white etched glass	warm neutral	3000K dimmable 0-10V
C-T3D60A-WARMN-D2WV	tall 3 D60 A	white etched glass	warm neutral	2700K dimmable 0-10V

Legenda

Lighting Control	D = Dimmable	N = Not dimmable	
Cable	X = not suspension lamp	2 = 2m	4 = 4m
Source	B = Bulb	W = Integrated LED 2700K	N = Integrated LED 3000K
Wiring	E = Universal	U = USA with certification	V = USA without certification

TECHNICAL SHEET

A lighting system composed by six combinable elements: three shades in growing diameters fit onto a light source provided with a sphere and a tube. The various combinations, which are potentially infinite, are spread through a kaleidoscope of soft and gradient colours immersing the environment in a suggestive atmosphere. An intricate dovetailing game that is solved technically in an at once articulated and simple manner, like precious pearls delicately strung on a necklace of light with subdued transparencies that shape a marvellous prism of visual effects as they enter into play with the diverse textures of the finishes.

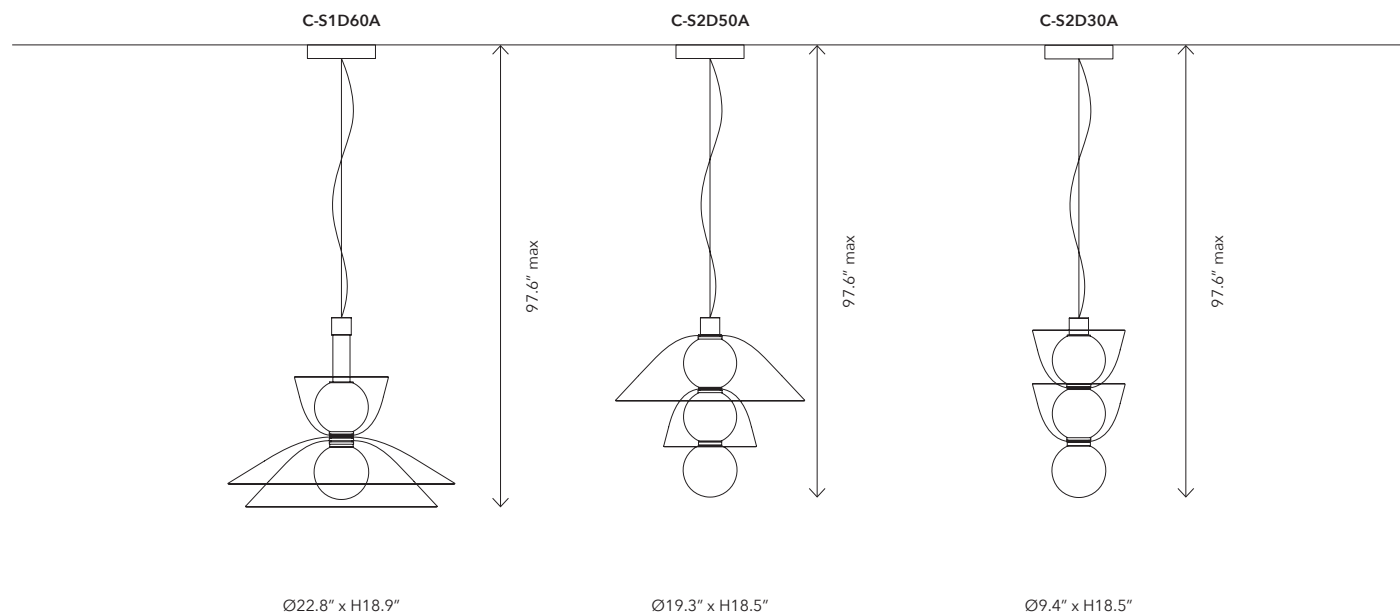


	C-S1D60A SHORT 1 D60 A	C-S2D50A SHORT 2 D50 A	C-S2D30A SHORT 2 D30 A
Mounting	Suspension	Suspension	Suspension
Environment	Indoor - Dry Location	Indoor - Dry Location	Indoor - Dry Location
Materials	Glass	Glass	Glass
Voltage	120V 60Hz	120V 60Hz	120V 60Hz
Source	Tube LED 4,5W, Sphere LED 9W	Tube LED 4,5W, Sphere LED 9W	Tube LED 4,5W, Sphere LED 9W
Cable RAL	9005	9005	9005
Color Temperature	3000K - 2700K	3000K - 2700K	3000K - 2700K
Lighting Control	Dimmable 0 - 10V	Dimmable 0 - 10V	Dimmable 0 - 10V

Flux

	2700K	2700K	2700K
COLC	1176lm	1250lm	1401lm
COLN	1176lm	1250lm	1401lm
WARMC	1176lm	1250lm	1401lm
WARMN	1336lm	1330lm	1361lm
	3000K	3000K	3000K
COLC	1226lm	1304lm	1462lm
COLN	1226lm	1304lm	1462lm
WARMC	1226lm	1304lm	1462lm
WARMN	1393lm	1388lm	1420lm

Technical Drawing



Finishes

Struttura / Structure



Vetro bianco acidato
White etched glass

Sfere / Sphere



Vetro nero fumè
Black fumè glass



Vetro oro opaco
Matt gold glass




Vetro blu opaco
Matt blue glass



Vetro rosa opaco
Matt rose glass

Piatti / Plates



Vetro trasparente
Transparent glass



Vetro nero fumè
Black fumè glass



Vetro blu trasparente
Transparent blue glass



Vetro rosa trasparente
Transparent rose glass

Codes Interpretation

C - S1D60A - COLDC - D3NV

C
Composition

S1D60A
Size

COLDC
Finish

D2NV
Lighting control Cable Source Wiring

CODES	SIZE	STRUCTURE	SHADE	DETAILS
C-S1D60A-COLDC-D2NV	short 1 D60 A	white etched glass	cold color	3000K dimmable 0-10V
C-S1D60A-COLDC-D2WV	short 1 D60 A	white etched glass	cold color	2700K dimmable 0-10V
C-S1D60A-COLDN-D2NV	short 1 D60 A	white etched glass	cold neutral	3000K dimmable 0-10V
C-S1D60A-COLDN-D2WV	short 1 D60 A	white etched glass	cold neutral	2700K dimmable 0-10V
C-S1D60A-WARMC-D2NV	short 1 D60 A	white etched glass	warm color	3000K dimmable 0-10V
C-S1D60A-WARMC-D2WV	short 1 D60 A	white etched glass	warm color	2700K dimmable 0-10V
C-S1D60A-WARMN-D2NV	short 1 D60 A	white etched glass	warm neutral	3000K dimmable 0-10V
C-S1D60A-WARMN-D2WV	short 1 D60 A	white etched glass	warm neutral	2700K dimmable 0-10V
C-S2D50A-COLDC-D2NV	short 2 D50 A	white etched glass	cold color	3000K dimmable 0-10V
C-S2D50A-COLDC-D2WV	short 2 D50 A	white etched glass	cold color	2700K dimmable 0-10V
C-S2D50A-COLDN-D2NV	short 2 D50 A	white etched glass	cold neutral	3000K dimmable 0-10V
C-S2D50A-COLDN-D2WV	short 2 D50 A	white etched glass	cold neutral	2700K dimmable 0-10V
C-S2D50A-WARMC-D2NV	short 2 D50 A	white etched glass	warm color	3000K dimmable 0-10V
C-S2D50A-WARMC-D2WV	short 2 D50 A	white etched glass	warm color	2700K dimmable 0-10V
C-S2D50A-WARMN-D2NV	short 2 D50 A	white etched glass	warm neutral	3000K dimmable 0-10V
C-S2D50A-WARMN-D2WV	short 2 D50 A	white etched glass	warm neutral	2700K dimmable 0-10V
C-S2D30A-COLDC-D2NV	short 2 D30 A	white etched glass	cold color	3000K dimmable 0-10V
C-S2D30A-COLDC-D2WV	short 2 D30 A	white etched glass	cold color	2700K dimmable 0-10V
C-S2D30A-COLDN-D2NV	short 2 D30 A	white etched glass	cold neutral	3000K dimmable 0-10V
C-S2D30A-COLDN-D2WV	short 2 D30 A	white etched glass	cold neutral	2700K dimmable 0-10V
C-S2D30A-WARMC-D2NV	short 2 D30 A	white etched glass	warm color	3000K dimmable 0-10V
C-S2D30A-WARMC-D2WV	short 2 D30 A	white etched glass	warm color	2700K dimmable 0-10V
C-S2D30A-WARMN-D2NV	short 2 D30 A	white etched glass	warm neutral	3000K dimmable 0-10V
C-S2D30A-WARMN-D2WV	short 2 D30 A	white etched glass	warm neutral	2700K dimmable 0-10V

Legenda

Lighting Control	D = Dimmable	N = Not dimmable	
Cable	X = not suspension lamp	2 = 2m	4 = 4m
Source	B = Bulb	W = Integrated LED 2700K	N = Integrated LED 3000K
Wiring	E = Universal	U = USA with certification	V = USA without certification

TECHNICAL SHEET

A lighting system composed by six combinable elements: three shades in growing diameters fit onto a light source provided with a sphere and a tube. The various combinations, which are potentially infinite, are spread through a kaleidoscope of soft and gradient colours immersing the environment in a suggestive atmosphere. An intricate dovetailing game that is solved technically in an at once articulated and simple manner, like precious pearls delicately strung on a necklace of light with subdued transparencies that shape a marvellous prism of visual effects as they enter into play with the diverse textures of the finishes.

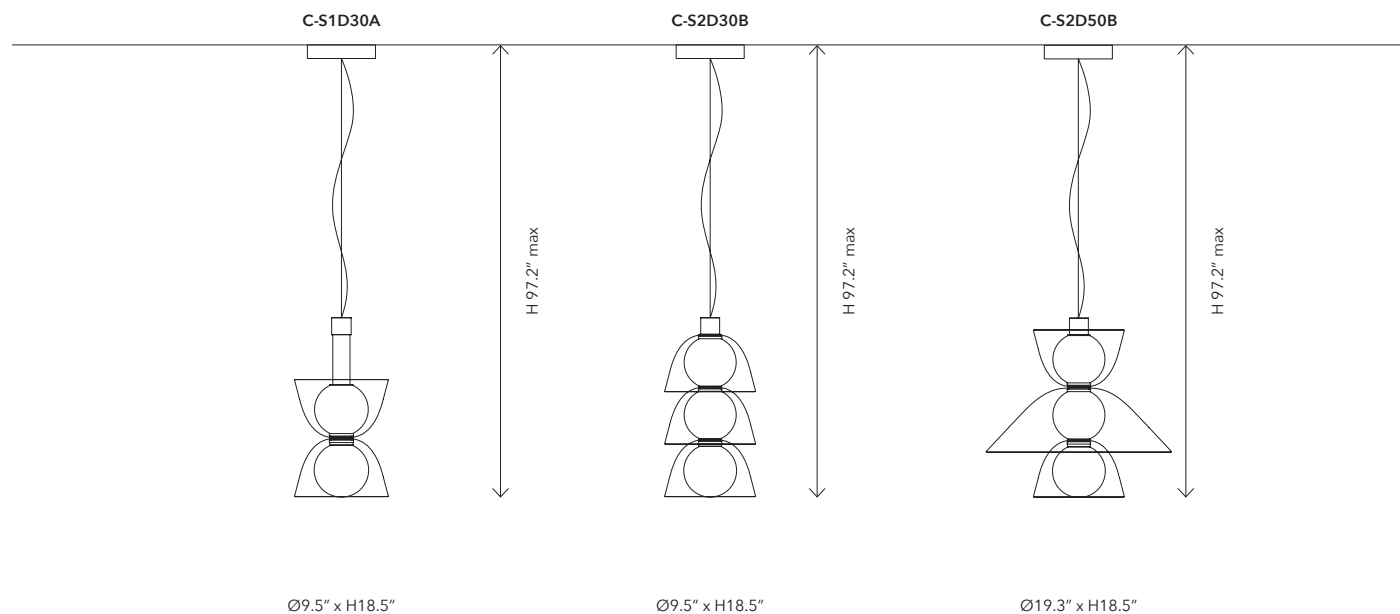


	C-S1D30A SHORT 1 D30 A	C-S2D30B SHORT 2 D30 B	C-S2D50B SHORT 2 D50 B
Mounting	Suspension	Suspension	Suspension
Environment	Indoor - Dry Location	Indoor - Dry Location	Indoor - Dry Location
Materials	Glass	Glass	Glass
Voltage	120V 60Hz	120V 60Hz	120V 60Hz
Source	Tube LED 4,5W, Sphere LED 9W	Tube LED 4,5W, Sphere LED 9W	Tube LED 4,5W, Sphere LED 9W
Cable RAL	9005	9005	9005
Color Temperature	3000K - 2700K	3000K - 2700K	3000K - 2700K
Lighting Control	Dimmable 0 - 10V	Dimmable 0 - 10V	Dimmable 0 - 10V

Flux

	2700K	2700K	2700K
COLC	1274lm	1052lm	1023lm
COLN	1274lm	1052lm	1023lm
WARMC	1274lm	1052lm	1023lm
WARMN	1438lm	1287lm	1279lm
	3000K	3000K	3000K
COLC	1328lm	1097lm	1067lm
COLN	1328lm	1097lm	1067lm
WARMC	1328lm	1097lm	1067lm
WARMN	1500lm	1342lm	1334lm

Technical Drawing



Finishes

Struttura / Structure



Vetro bianco acidato
White etched glass

Sfere / Sphere



Vetro nero fumè
Black fumè glass



Vetro oro opaco
Matt gold glass




Vetro blu opaco
Matt blue glass



Vetro rosa opaco
Matt rose glass

Piatti / Plates



Vetro trasparente
Transparent glass



Vetro nero fumè
Black fumè glass



Vetro blu trasparente
Transparent blue glass



Vetro rosa trasparente
Transparent rose glass

Codes Interpretation

C - S1D30A - COLDC - D3NV

C
Composition

S1D30A
Size

COLDC
Finish

D2NV
Lighting control Cable Source Wiring

CODES	SIZE	STRUCTURE	SHADE	DETAILS
C-S1D30A-COLDC-D2NV	short 1 D30 A	white etched glass	cold color	3000K dimmable 0-10V
C-S1D30A-COLDC-D2WV	short 1 D30 A	white etched glass	cold color	2700K dimmable 0-10V
C-S1D30A-COLDN-D2NV	short 1 D30 A	white etched glass	cold neutral	3000K dimmable 0-10V
C-S1D30A-COLDN-D2WV	short 1 D30 A	white etched glass	cold neutral	2700K dimmable 0-10V
C-S1D30A-WARMC-D2NV	short 1 D30 A	white etched glass	warm color	3000K dimmable 0-10V
C-S1D30A-WARMC-D2WV	short 1 D30 A	white etched glass	warm color	2700K dimmable 0-10V
C-S1D30A-WARMN-D2NV	short 1 D30 A	white etched glass	warm neutral	3000K dimmable 0-10V
C-S1D30A-WARMN-D2WV	short 1 D30 A	white etched glass	warm neutral	2700K dimmable 0-10V
C-S2D30B-COLDC-D2NV	short 2 D30 B	white etched glass	cold color	3000K dimmable 0-10V
C-S2D30B-COLDC-D2WV	short 2 D30 B	white etched glass	cold color	2700K dimmable 0-10V
C-S2D30B-COLDN-D2NV	short 2 D30 B	white etched glass	cold neutral	3000K dimmable 0-10V
C-S2D30B-COLDN-D2WV	short 2 D30 B	white etched glass	cold neutral	2700K dimmable 0-10V
C-S2D30B-WARMC-D2NV	short 2 D30 B	white etched glass	warm color	3000K dimmable 0-10V
C-S2D30B-WARMC-D2WV	short 2 D30 B	white etched glass	warm color	2700K dimmable 0-10V
C-S2D30B-WARMN-D2NV	short 2 D30 B	white etched glass	warm neutral	3000K dimmable 0-10V
C-S2D30B-WARMN-D2WV	short 2 D30 B	white etched glass	warm neutral	2700K dimmable 0-10V
C-S2D50B-COLDC-D2NV	short 2 D50 B	white etched glass	cold color	3000K dimmable 0-10V
C-S2D50B-COLDC-D2WV	short 2 D50 B	white etched glass	cold color	2700K dimmable 0-10V
C-S2D50B-COLDN-D2NV	short 2 D50 B	white etched glass	cold neutral	3000K dimmable 0-10V
C-S2D50B-COLDN-D2WV	short 2 D50 B	white etched glass	cold neutral	2700K dimmable 0-10V
C-S2D50B-WARMC-D2NV	short 2 D50 B	white etched glass	warm color	3000K dimmable 0-10V
C-S2D50B-WARMC-D2WV	short 2 D50 B	white etched glass	warm color	2700K dimmable 0-10V
C-S2D50B-WARMN-D2NV	short 2 D50 B	white etched glass	warm neutral	3000K dimmable 0-10V
C-S2D50B-WARMN-D2WV	short 2 D50 B	white etched glass	warm neutral	2700K dimmable 0-10V

Legenda

Lighting Control	D = Dimmable	N = Not dimmable	
Cable	X = not suspension lamp	2 = 2m	4 = 4m
Source	B = Bulb	W = Integrated LED 2700K	N = Integrated LED 3000K
Wiring	E = Universal	U = USA with certification	V = USA without certification

Configurazioni / Configurations

	Neutro freddo Cold neutral	Neutro caldo Warm neutral	Colore freddo Cold color	Colore caldo Warm color
TALL 3 D60 A				
TALL 3 D30 A				
TALL 2 D60 A				

Configurazioni / Configurations

	Neutro freddo Cold neutral	Neutro caldo Warm neutral	Colore freddo Cold color	Colore caldo Warm color
SHORT 2 D50 B				
SHORT 2 D30 B				
SHORT 1 D30 A				
SHORT 1 D60 A				
SHORT 2 D30 A				
SHORT 2 D50 A				