

# PLOUM

## Designer

R. & E. Bouroullec

## Technical characteristics


The Ploum settees are the fruit of much research into comfort. And the result: a combination of two specific materials which, when associated with the real dimensional generosity of the Ploum settees, offers an extremely high level of comfort whilst giving the body the chance to adopt a number of possible postures.

As per the designers' wishes, the large settee is asymmetrical in construction : the right-hand backrest is a little higher than the one on the left, whilst the right-hand seat is slightly deeper than the left-hand one and the zip on the rear of the backrest is off-centre. The seat of the large settee, which may accommodate up to 4 persons, has a slightly closed angle perfect for encouraging sitters to move closer together, which in turn facilitates conversation between the occupants of the settee. The great flexibility of contact associated with a freely-formed shape turn Ploum into a veritable nest: in fact, all positions are possible here, with both back and head enjoying the same soft contact, no matter which part of the seat is concerned, even the arms. BYCONSTRUCTION Steel tubing, wire and mesh. Covered base. COMFORT Integral seat in high resilience polyurethane Bultex foam 48 kg/m<sup>3</sup> - 3.6 kPa; integral back in Bultex foam 36 kg/m<sup>3</sup> - 1.4 kPa with comfort layer in hyperflexible polyurethane foam 30 kg/m<sup>3</sup> - 1.8 kPa. Comfort is reinforced



## PRODUCTS

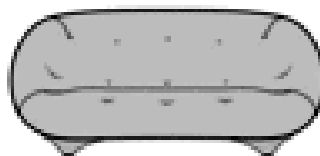
### SMALL SETTEE LOW BACK



#### DIMENSIONS

Height 660 mm  
Width 1,660 mm  
Depth 940 mm  
Seat height 390 mm  
Weight 55 kg  
Seats 2 places

### SMALL SETTEE HIGH BACK



#### DIMENSIONS

Height 790 mm  
Width 1,700 mm  
Depth 1,110 mm  
Seat height 390 mm  
Weight 62.5 kg  
Seats 2 places


### MEDIUM SETTEE LOW BACK

by the nature of the fabric used: a double-layer quilted weave, quilted by points of stitching. MAKING-UP Cover made from a woven fabric generously quilted and quilted by points of stitching. Cover may be removed by an upholsterer. Important : items upholstered in MOBY have no diagonal stitching in the four inside corners of the seat/back section and have just one zip closure on the rear of the back.

### More information on

[www.ligne-roset.com](http://www.ligne-roset.com)


© Ligne Roset 2023



MEDIUM SETTEE HIGH BACK

### DIMENSIONS

Height 660 mm  
Width 2,030 mm  
Depth 940 mm  
Seat height 390 mm  
Weight 70 kg  
Seats 2 places



LARGE SETTEE HIGH BACK

### DIMENSIONS

Height 790 mm  
Width 2,030 mm  
Depth 1,110 mm  
Seat height 390 mm  
Weight 73.5 kg  
Seats 2 places



FOOTSTOOL

### DIMENSIONS

Height 840 mm  
Width 2,500 mm  
Depth 1,240 mm  
Seat height 390 mm  
Weight 91.5 kg  
Seats 3 places



### DIMENSIONS

Width 1,100 mm  
Depth 800 mm  
Seat height 390 mm  
Weight 21 kg  
Seats 1 place