

# PRADO

## Designer

Christian Werner

## Technical characteristics

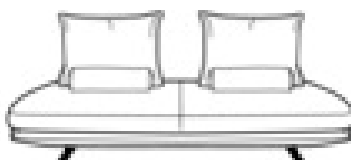
Quite apart from the habitual styling exercise which surrounds a new settee - which consists of a principally aesthetic proposal - Prado represents first and foremost an approach based on the study of lifestyles, or in short, the human being. Here, therefore, we find the same ambition as that which brought us Smala in the early part of the new century.

Prado consists of a vast seat which may be used either independently or with other elements, on which back cushions may be scattered at will. There is total freedom since these cushions, which are weighted and equipped with an anti-slip system, will remain in place without needing to be leant against or attached to anything. They could therefore be arranged on the floor for a few leisurely moments around a low table, whilst the seat could do duty as an occasional bed simply by turning over its seat cushion, the reverse of which is covered with mattress ticking. **CONSTRUCTION & COMFORT** Structure in panels of chipboard, webbed and clad in foam 50 kg/m<sup>3</sup> and 110 g/m<sup>2</sup> quilting; seat cushion in polyurethane foam 36 kg/m<sup>3</sup> and 110 g/m<sup>2</sup> quilting. Back cushion in injected foam 60 kg/m<sup>3</sup> moulded onto a metal insert, equipped with elastic webbing and with a compartmented goose feather-filled comfort layer (10 % down / 90 % feathers) with 110 g/m<sup>2</sup> quilting. Anti-slip system. Lumbar cushion filled with new



## PRODUCTS

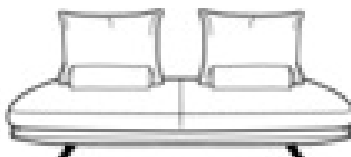
### MEDIUM SETTEE - D 100 COMPLETE ITEM



#### DIMENSIONS

Height 870 mm  
Width 2,000 mm  
Depth 1,000 mm  
Seat height 405 mm  
Weight 68 kg  
Seats 2 places

### MEDIUM SETTEE - D 120 COMPLETE ITEM

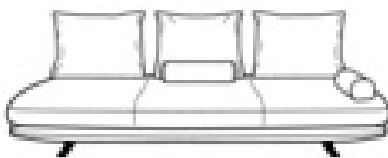


#### DIMENSIONS

Height 870 mm  
Width 2,000 mm  
Depth 1,200 mm  
Seat height 405 mm  
Weight 73 kg  
Seats 2 places

### LARGE SETTEE DEPTH 120 COMPLETE ITEM

goose feathers (10 % down / 90 % feathers). Optional armrest cushion in polyurethane foam 35 kg/m³ and 200 g/m² quilting. The reverse of the seat cushion is covered in mattress ticking: simply turn the cushion and use the optional 100 % white cotton fitted sheet to create a comfortable sleep area (width 100 or 120 cm). The Oda pedestal table (designed to slide above the seat cushion thanks to their cantilevered tops) is designed as the perfect complement to this settee, making it possible to create corner compositions, for example, or to add occasional tables on which one can place one's personal effects.



## DIMENSIONS

Height 870 mm  
Width 2,400 mm  
Depth 1,200 mm  
Seat height 405 mm  
Weight 98 kg  
Seats 3 places

## ROUND FOOTSTOOL



## DIMENSIONS

Seat height 405 mm  
Diameter 850 mm  
Weight 12 kg  
Seats 1 place

## SMALL SQUARE FOOTSTOOL DEPTH 100



## DIMENSIONS

Width 1,000 mm  
Depth 1,000 mm  
Seat height 405 mm  
Weight 27 kg  
Seats 1 place

## LARGE SQUARE FOOTSTOOL DEPTH 120



## DIMENSIONS

Width 1,200 mm  
Depth 1,200 mm  
Seat height 405 mm  
Weight 37.5 kg  
Seats 1 place

## RECTANGULAR FOOTSTOOL DEPTH 100



## DIMENSIONS

Width 1,200 mm  
Depth 1,000 mm  
Seat height 405 mm  
Weight 32.5 kg  
Seats 1 place

## More information on

[www.ligne-roset.com](http://www.ligne-roset.com)

© Ligne Roset 2023