

SMALA

Design by
Pascal Mourgue

Description

Smala is a practical settee with pure, clean lines which all but floats above the ground, inviting you to come up and relax.

Technical Specifications

STRUCTURE

Frame in rectangular tubular steel, with slatted suspension. Seat and back in high resilience polyurethane foam (38kg/m³ - 3.2kPa). Feet in moulded polished aluminium, mounted on a tubular steel frame, finished in Epoxy aluminium lacquer.

COMFORT

An ingenious system of articulation allows the two armrests to be positioned at any one of three levels; the two backrests may be similarly operated, meaning that the three-seater settee can be transformed into a chaise longue (one armrest raised and the two backrests lowered), or even a bed (sleep area: 230x130). A white cotton fitted sheet is available both to protect the seat and add a touch of luxury: this has slits to accommodate the armrests.

Although the cover is buttoned, the covers may still be removed as the buttons are fixed to the cover and are then toggled to the frame.

More info at
www.ligne-roset.com

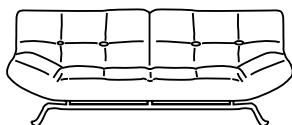
© Ligne Roset 2020



SETTEE WITHOUT CUSHION

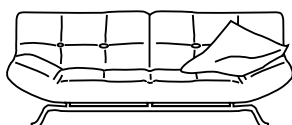
DIMENSIONS

Other sizes



settee without cushion


DIMENSIONS



settee complete item

DIMENSIONS

H 870 - mm
W 2300 - mm
D 1150 - mm
SH 400 - mm



footstool

DIMENSIONS

W 1000 - mm
D 1000 - mm
SH 400 - mm