

OTTOMAN

Design by
Noé Duchaufour-Lawrance

Description

Technical Specifications

CONSTRUCTION

Base & edges in polyether foam 28 kg/m³ – 4.8 kPa. The outdoor armchair is only available in fixed version. Base in thermoformed ABS.

COMFORT

Tub-shaped enveloping seat and back made from moulded polyurethane foam 35 kg/m³ – 3.2 kPa, with a comfort layer in high resilience polyurethane Bultex foam (38 kg/m³ – 3.6 kPa).

MAKING-UP

Inner liner made from waterproof cloth, keeping the item watertight. Cover quilted with 110 g/m² polyester on the outside edge ; cover quilted with 200 g/m² polyester on the seat/back section. Twin-needle stitching. Covers are not removable.

More info at
www.ligne-roset.com

© Ligne Roset 2020

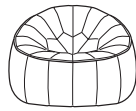


ARMCHAIR OUTDOOR COMPLETE ITEM

DIMENSIONS

H 680 mm - W 1000 mm - D 930 mm - SH 370 mm -

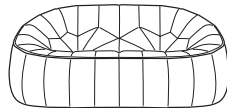
Other sizes



armchair outdoor complete item

DIMENSIONS

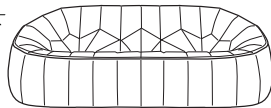
H 680 - mm
W 1000 - mm
D 930 - mm
SH 370 - mm



small settee outdoor complete item

DIMENSIONS

H 680 - mm
W 1650 - mm
D 930 - mm
SH 370 - mm



large settee outdoor complete item

DIMENSIONS

H 680 - mm
W 2000 - mm
D 930 - mm
SH 370 - mm



footstool outdoor complete item

DIMENSIONS

W 890 - mm
D 800 - mm
SH 370 - mm

cushion outdoor

DIMENSIONS

W 400 - mm
L 400 - mm